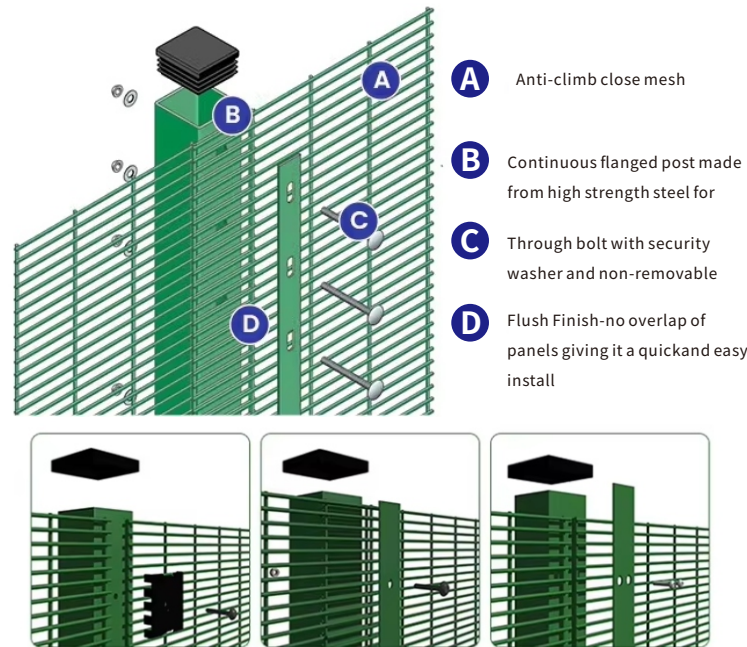


358 FENCE/ANTI CLIMB FENCE


PRODUCT INTRODUCE

358 security fencing system uses the popular 358 welded mesh configuration. the close mesh (76.2*12.7mm) formation provides anti-climb proper-ties that ensure it is almost impossible to get fingers within the apertures to scale and climb the fence without climbing aids. the attributes of the 358mesh configuration make it an excellent solution for security applications.

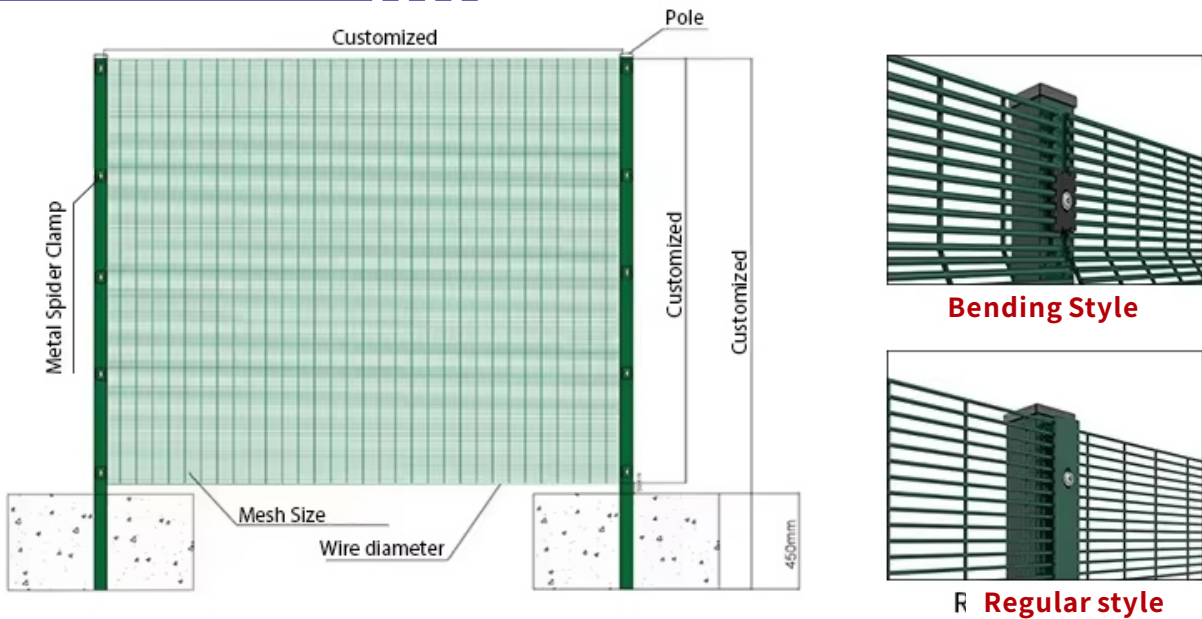
INSTALL METHOD /Support Customization



INSTALL METHOD



PRODUCT INTRODUCE



PRODUCT NAME	358 anti climbing fence
BRAND NAME	Aofu Wire Mesh
GRID PANEL HEIGHT	0.9m-3.0m or customized
GRID PANEL WIDTH	1.0M, 1.2M, 1.5M, 1.8M, 2M, 2.4M or customized
HOLE	12.7mm x 76.2mm (1/2 "X3") or customized
WIRE THICKNESS	3mm, 4mm, 4.5mm or customized
MATERIAL	Low carbon steel wire, galvanized wire
COMPLETE	Electroplated galvanizing, hot-dip galvanizing, powder coating
COLOUR	Any RAL series color (regular RAL6005- dark green, RAL9005-Black)
CURVE	On request
POSTAL SERVICE	60mm, 80mm, 100mm or customized
THICKNESS	2.0mm, 2.5mm, 3.0mm, Or customized
COLUMN LENGTH	According to requirements (normal 1.5m-4m) or customized
MATERIAL	Square steel pipe, round steel pipe, C-shaped steel